



Instructions for use HeltiQ Tick Away

- For external use only -

- Only intended for use to remove ticks on individuals older than 4 years of age -

 **Before use, carefully read the instructions for use. Use the product only as directed.**

 **Do not use if dispenser or packaging is damaged.**

CONTENTS HELTIQ TICK AWAY

1 38 ml dispenser with permanently fixed applicator cap;
contains Dimethyl ether (DME)
1 instruction for use

INTENDED USE

HeltiQ Tick Away kills ticks quickly and safely without touching them, making them easy to remove from the skin. Removal of ticks as soon as possible after the tick-bite reduces potential risks associated with the transmission of tick-borne transfusions diseases.

WHAT ARE TICKS?

Ticks are parasites that feed on animal and human blood. There are different tick species in Europe. The castor bean tick (*Ixodes Ricinus*) is most common. The castor bean tick can transmit a number of diseases, both to humans and animals.

CONTRAINDICATIONS

HeltiQ Tick Away is contraindicated for the following

- When there is or has been a confirmed diagnosis of cancer and/or treatment for cancer
- For ticks on and around the eyes and face. On the chest, genital area, breast or buttocks
- On heavily pigmented or dark pigmented skin, because of the risk of hypopigmentation
- For skin that is irritated, infected or sensitive
- When there is hypersensitivity or allergy to extreme cold (cold type urticaria)
- For diabetics and individuals with circulatory problems (Raynaud's disease)
- For individuals taking immunosuppressive medicines or when there is a confirmed diagnosis for autoimmune or collagen diseases
- For use when there is HIV infection
- For individuals on anticoagulation medication and Haemophilic patients
- For use on children under 4 years of age

WARNINGS AND PRECAUTIONS

- Extremely flammable. Pressurized dispenser. Keep away from heat, hot surfaces, sparks, open flames and other ignition sources
- No smoking
- For external use only
- Do not pierce or burn, even after use
- Do not spray on an open flame or other incendiary source
- Do not expose the dispenser to temperatures exceeding 50 °C
- Keep out of reach of children
- Do not inhale the spray
- Avoid contact with the eyes. Do not spray into the eyes as it can cause frostbite and blindness
- Product may cause frostbite, de-pigmentation or scar formation when the product is not used in accordance with these instructions for use
- Consult a medical professional, if pregnant or breastfeeding
- Consult a medical professional when complaints occur e.g. redness, fever, headache, tiredness, ring-shaped skin rash (this can take days till even weeks). Don't forget to mention that you were bitten by a tick

INSTRUCTIONS FOR USE

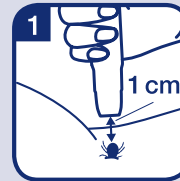
Precaution! Do not remove the permanently fixed applicator cap from the dispenser.



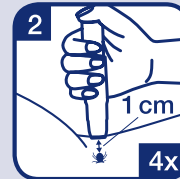
Instructions for use HeltiQ Tick Away

- For external use only -


- Only intended for use to remove ticks on individuals older than 4 years of age -



Position the opening of the applicator ca. 1 cm above the tick.
Precaution! Do not touch the skin or the tick with the applicator! Hold the aerosol dispenser as vertical as possible.



Release the cryoliquid pressing 4 times approx. 1 cm above the tick. If the tick still moves repeat the process after 10 minutes.



The tick should fall out after freezing. If not remove the tick cautiously with tick tweezers.

Note! It is possible that you may experience a slightly painful or tingling sensation during or immediately after the treatment. This will gradually disappear.

AFTER THE TREATMENT

- The treatment may cause blistering. When that happens, do not puncture the blister
- Do not pick at or scratch the site that has been treated
- Keep the treated area dry clean to avoid infection
- Swim, wash, bath and shower as normal
- Remember where the tick bite was located. Mark this spot with a pen or make a picture
- Check your body regularly, use a mirror. When complaints occur (this can take days till even weeks) e.g. redness, fever, headache, tiredness, ring-shaped skin rash, go to your medical professional. Don't forget to mention that you were bitten by a tick

POTENTIAL SIDE EFFECTS

- The cryotherapy process may cause hypopigmentation (light patches) or hyperpigmentation (dark patches) to occur. This will disappear
- Bleeding
- Blistering
- Scarring when freeze application is applied longer than directed
- Temporary discomfort such as pain or tingling
- Consult a medical professional in case of doubt, infection and/or complications

STORAGE ADVICE

- Store in a cool and dry area. Do not exceed 25 °C
- Dispose of contents/container in accordance with local regulations

COMPLAINTS AND CUSTOMER SERVICE SUPPORT

Contact the manufacturer or distributor or visit the website www.heltiq.com with any questions or to report problems.



Manufactured by:
Koninklijke Utermöhlen NV
De Overweg 1, 8471 ZA Wolvega
The Netherlands, www.heltiq.com

